

F-LINE



TRUCKS

Sharing the load



How many times can you take the same road?

10 times?

20 times?

100 times?

We've done it many times.

So many that we've lost count...

With challenges ahead...

With our dreams on the horizon...

We pressed on with determination.

Sometimes we broke new ground.

Sometimes we carried on and climbed all the way to the top.

We created dreams and built factories...

We covered many miles and crossed borders...

We shared the load and the burden, too...

We didn't let down...

Anyone of those we met along the way.

We walked together.

We grew together.

We triumphed together.

We didn't let anyone...

Stand in our way.

If you believe in your power...

If you don't stray from your path...

If you can overcome challenges one by one...

If you don't give up easily...

Then...

NOTHING STANDS IN ITS WAY.



F-LINE TRACTOR SERIES: YOUR POWERFUL COMPANION

If you live your life on the road, you will be well aware that it's not easy to carry the load all by yourself.

Sometimes you need a powerful friend that will understand you and share your load. The new Ford Trucks F-LINE series is here to do just that.

It takes good care of you and your load with its fuel-efficient, powerful Ecotorq engine. It lets you enjoy the ride and choose the route.

With countless new features and technologies designed for your safety and comfort, the Ford Trucks F-LINE Tractor Series is your new best friend. Now available with 4x2 and 6x4 options.

It's time to meet the new Ford Trucks F-LINE tractor series!



F-LINE CONSTRUCTION SERIES: BUILDING FOR THE FUTURE

What sets a unique construction vehicle apart from the rest? Is it power, durability, comfort, charge, or low fuel consumption? With the Ford Trucks F-LINE Construction Series, the answer is all of the above!

Thanks to the power and durability of its 100% domestically produced Ecotorq engine, it is unstoppable whatever the conditions. The renewed ergonomic cab with 4x2, 6x2, 6x4 and 8x4 options improves comfort and working efficiency.

With the Ford Trucks F-LINE Construction Series, the construction business enters a new era!



F-LINE ROAD SERIES: NO ROADS ARE OFF-LIMITS

The innovative features of the Ford Trucks F-LINE Road Series turn every journey into a unique experience.

Its Ecotorq engine reduces your operating costs thanks to its high performance and low fuel consumption. Due to its cutting edge technological capabilities, each trip is a sheer delight and your load always arrives at its destination on time.

Its low chassis lowliner model is designed to carry high volume loads. Its rear air suspension system improves driving comfort and takes excellent care of fragile loads.

Its 4x2, 6x2, 6x4 or 8x2 options of different cab sizes and wheelbases are guaranteed to suit your business and superstructure needs. The choice is yours.

WHERE POWER TAKES CENTER STAGE: THE NEW ECOTORQ ENGINE AND TRANSMISSION!

Developed entirely by local engineers, the power of the Ecotorq engine is not limited to its performance. Its environmentally friendly technology combines performance with economy.

The Ecotorq engine has been specially designed for the F-LINE family and it comes in two sizes to suit different needs: 9 L and 12.7 L. The engine produces 330 PS and 420 PS power in the road series; 330 PS, 420 PS, and 450 PS in the construction series, and 450 PS (4x2) and 480 PS (6x4) in the tractor series.

Available in the construction and road series, the 420 PS Ecotorq engine delivers high traction with 2150 Nm of torque. The 330 PS Ecotorq engine with its 9-liter volume is capable of producing 1400 Nm of torque. The 4445XD vehicles' 450 PS engine in the construction series offers superior performance on construction areas with a torque capacity of 2500 Nm. The 450 PS engine in the 4x2 tractor series provides much needed 2300 Nm torque power during long trips.


The high-powered Ecotorq engine with its 12.7-liter volume offers an integrated engine brake performance of 320 kW. It also offers a 220 kW engine brake performance with its 9-liter volume. With its technological innovations, the new Ecotorq engine combines performance with economy. The efficiency of the F-LINE Series is further boosted by the exhaust gas recirculation system, variable-geometry turbocharger, common-rail fuel injection system and intelligent electronic control unit.

An auxiliary brake enhances braking performance, ensuring a more stable and comfortable descent on long hills.


The number of gears has been increased to achieve the optimal retarder performance compatible with the transmission.

An auxiliary brake enhances braking performance, ensuring a more stable and comfortable descent on long hills. We are updating the oil capacity that keeps our Ecotorq automatic transmission running smoothly, improving total cost of ownership.

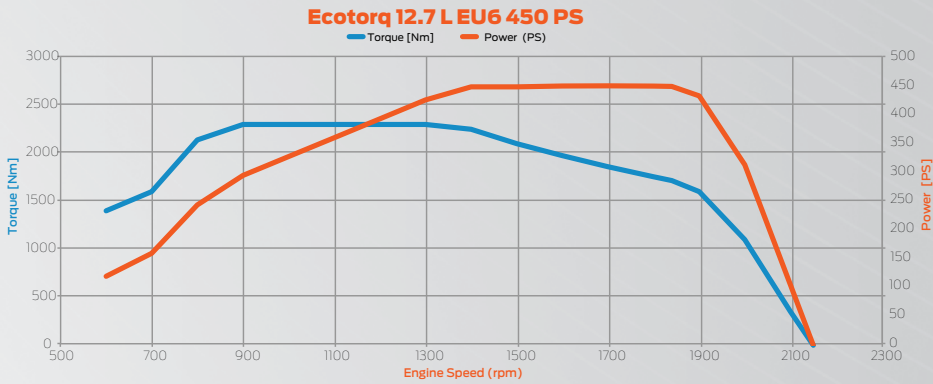
NEW ECOTORQ ENGINE



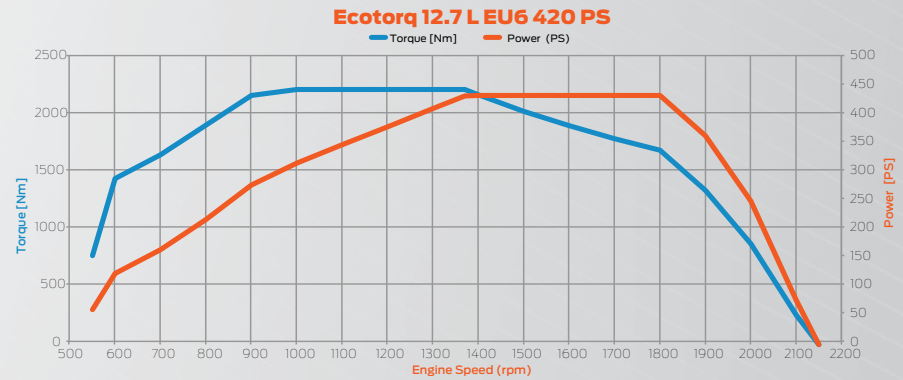
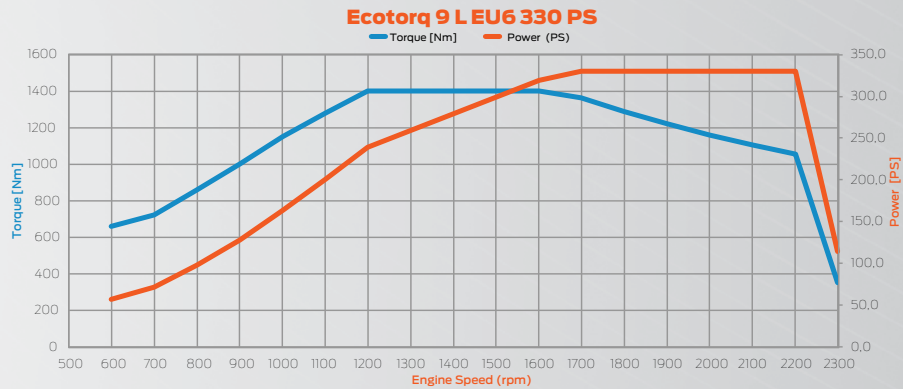
NEW ECOTORQ TRANSMISSION



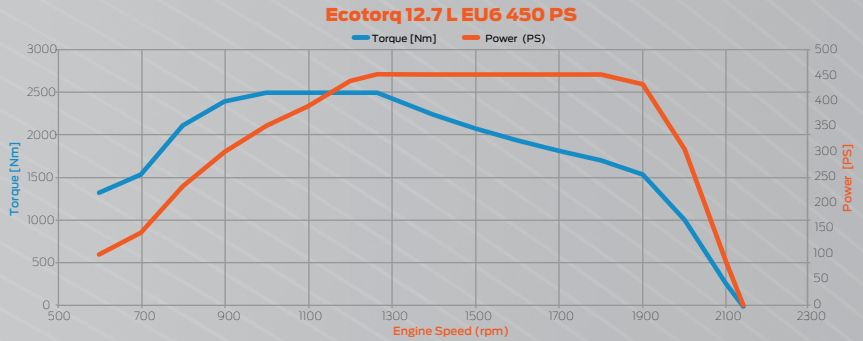
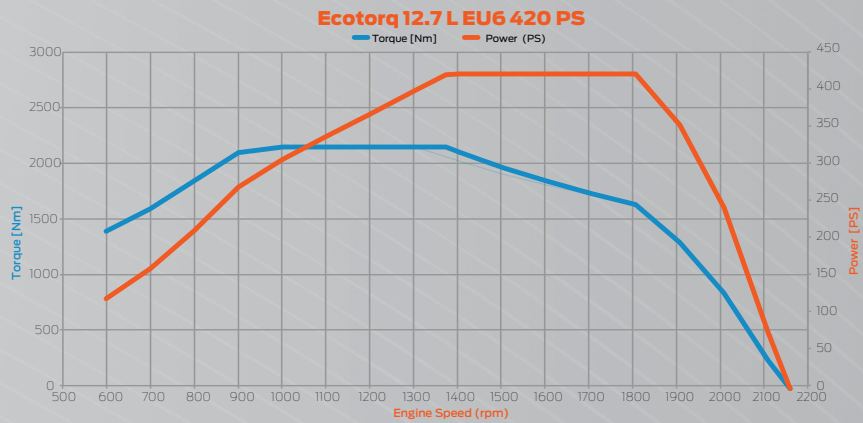
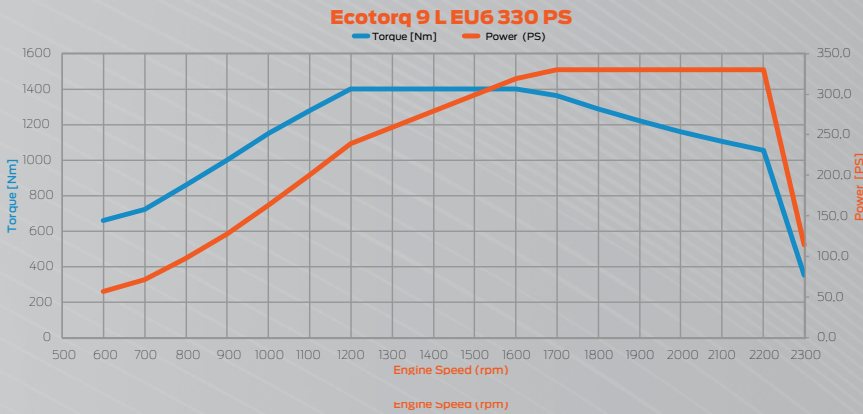
Tractor Series



Road Series



Construction Series



ENGINE AND TRANSMISSION OPTIONS



Road Series		
	Ecotorq 9 L 330 PS	Ecotorq 13 L 420 PS
Power	330 PS (243 kW) @ 1900 d/d	420 PS (309 kW) @ 1800 d/d
Torque	1400 Nm @ 1200-1650 d/d	2150 Nm @ 1000-1300 d/d
Cylinder Volume	9 L	12.7 L
Diameter x Strokes	115 mm x 144 mm	130 mm x 160 mm
Compression Ratio	17.6 : 1	17:1
Engine Brake Power	220 kW (2400 RPM)	320 kW (2400 RPM)
Oil Capacity	30 L	50 L
Coolant Capacity	46 L	57 L
With Retarder		77 L
Engine PTO Output / Rate	85 kW 600 Nm / 1.05	130 kW 750 Nm / 1.18
Tranmission Type	Automated: ZF 9S 14409 Manual: Eaton 9S 13209	Automated: Ecotorq 16S 2600 OD Manual: ZF 16S 2530
Tranmission Ratios	Manual: 9,40 - 0,75 (1-9. transmission) Automated: 9,48 - 0,75 (1-9. transmission)	Manual: 13,805-0,836 (1-16. transmission) Automated: 17,03 - 1,00(1-16. transmission)

Tractor Series	
	Ecotorq 13 L 450 PS
Power	450 PS (353 kW) @ 1800 d/d
Torque	2300 Nm @ 1000-1300 d/d
Cylinder Volume	12.7 L
Diameter x Strokes	130 mm x 160 mm
Compression Ratio	17:1
Engine Brake Power	320 kW (2400 RPM)
Oil Capacity	50 L
Coolant Capacity	57 L
With Retarder	77 L
Engine PTO Output / Rate	130 kW 750 Nm / 1.18
Tranmission Type	Automated: Ecotorq 16S 2600 DD Manual: ZF 16S 2530
Tranmission Ratios	Manual: 13,805-0,836 (1-16. transmission) Automated: 17,03 - 1,00(1-16. transmission)

Construction Series			
	Ecotorq 9 L 330 PS	Ecotorq 13 L 420 PS	Ecotorq 13 L 450 PS
Power	330 PS (243 kW) @ 1900 d/d	420 PS (309 kW) @ 1800 d/d	450 PS (353 kW) @ 1800 d/d
Torque	1400 Nm @ 1200-1650 d/d	2150 Nm @ 1000-1300 d/d	2500 Nm @ 1100-1200 d/d
Cylinder Volume	9 L	12.7 L	12.7 L
Diameter x Strokes	115 mm x 144 mm	130 mm x 160 mm	130 mm x 160 mm
Compression Ratio	17.6 : 1	17:1	17:1
Engine Brake Power	220 kW (2400 RPM)	320 kW (2400 RPM)	320 kW (2400 RPM)
Oil Capacity	30 L	50 L	50 L
Coolant Capacity	46 L	57 L	57 L
With Retarder		77 L	77 L
Engine PTO Output / Rate	85 kW 600 Nm / 1.05	130 kW 750 Nm / 1.18	130 kW 750 Nm / 1.18
Tranmission Type	Automated: ZF 9S 14409 Manual: Eaton 9S 13209	Automated: Ecotorq 16S 2600 OD Manual: ZF 16S 2530	Automated: Ecotorq 16S 2600 OD Manual: ZF 16S 2530
Tranmission Ratios	Manual: 9,40 - 0,75 (1-9. transmission) Automated: 9,48 - 0,75 (1-9.transmission)	Manual: 13,805 - 0,836 (1-16. transmission) Automated: 14,107 - 0,823 (1-16. transmission)	Manual: 13,805 - 0,836 (1-16. transmission) Automated: 14,107 - 0,823 (1-16. transmission)

F-LINE EXTERIOR DESIGN



The F-LINE Series offers a special experience. Its eye-catching exterior design makes it easily recognizable.

The F-LINE welcomes you with an easily recognizable aesthetic grille design. The front fog lights give you a sense of its power. They are so strong that they can practically light up the night on their own. The new front door and exterior mirrors wink at you, the large brightly lit steps give you a clue about the cab's spacious interior.

Wide angle mirror cabs



Illuminated wide steps designed



COMFORT ALL THE WAY

Do you believe in comfort at first sight? The state-of-the-art driving experience offered by the F-LINE Series will give you comfort at first sight.

The Ford F-LINE Series thinks of every detail for your comfort. The sun visor makes daytime driving more comfortable for F-LINE tractor, while the front headlights and fog lights offer comfort for night time driving. Wide-angle side mirrors make parking a lot easier. The cab's air suspension delivers a smooth driving experience even on rough roads.

Designed for easy access



New side window design



F-LINE INTERIOR DESIGN

It is a privilege to sit in the driver's seat of the F-LINE Series. Its comfort is designed to make a strong first impression. Imagine your most comfortable and armchair - the one you simply cannot do without. The cozy seats of the F-LINE Series will always make you feel at home.

With its air conditioning systems, cab temperature is exactly how you want it to be! With the additional in-cab heater, you can create a warm living space inside the vehicle even in cold weather. Thanks to the electric sunroof and standard air conditioning with pollen filter, the air inside the cab is always fresh and you can adjust the temperature to your liking.

Cluster screen and trip computer



Ergonomic dashboard



Driver's seat



Optional new function buttons



New Tip-C and Tip-A USB connection



The large cab volume of the F-LINE Series is accompanied by ample storage space and door pockets. Thanks to the 9-inch multimedia screen, you can wirelessly connect your vehicle and your phone any time using Android Auto and CarPlay features. Thanks to the updated dashboard, you can access essential information such as AdBlue level, instant fuel consumption, average speed, and engine operating hours. The buttons on the ergonomic steering wheel are within easy reach, while the control buttons are at your fingertips.

The driver's seat comes equipped with lumbar support, safety belts, headrests, armrests, heating, and new seat cover. The F-LINE Series sets high comfort standards, making every moment in the cab is special and every road enjoyable!

Indoor storage, window and mirror controls



New center console storage



9" Touchscreen



New steering wheel and switches design



New key entry





TRACTOR SERIES

The F-LINE Tractor Series aims for maximum efficiency with meticulous attention to every detail. Smart solutions minimize operating costs and increase profitability.



The eye-catching spoiler, folding wind fairing and front deflector minimize the vehicle's wind resistance, improving fuel economy and enhancing aesthetics.



A lighter vehicle offers more payload capacity. The low roof cab option reduces the overall weight of the vehicle, making it possible to carry more load. Aluminum wheel rims and no grease 5th wheel options also contribute to weight reduction.



The sideskirt option not only reduces fuel consumption but adds an aesthetic touch.



The multi-part front bumper allows for the replacement of only the damaged section, ensuring rapid repairs and cost-effective benefits.

Vehicle efficiency is optimized with power units. The Euro 6 technology, which is standard on all vehicles, minimizes harmful gas emissions.



The 4x2 tractors offer an adjustable 5th wheel height ranging from 980 mm to 1250 mm, providing you with the flexibility to select the best option for your business. The 6x4 tractors have 5th wheel height options ranging from 1350 mm to 1450 mm.



An additional 450-liter fuel tank can be added to the 600-liter aluminum fuel tank in the standard version of the 4x2 vehicle.

The 6x4 version offers a 400-liter fuel tank as well as a 920-liter fuel tank option. This option means that you can keep driving without having to refuel.



ROAD SERIES



YOUR LOAD IS SAFE AND SECURE

The Ford Trucks F-LINE Road Series is rewriting the rules of hazardous material transportation.

Vehicles in the Ford Trucks F-LINE Road Series are designed in accordance with ADR regulations for the transportation of hazardous materials. Different options are available especially for 8x2 axle type vehicles. In addition to the standard and extended rear overhang versions, long wheelbase vehicles with the fuel tank on the reverse side and the right side emptied for utility/superstructure are designed to suit a variety of needs.

The standard disc brake system, on all ADR series vehicles, offers a lightweight advantage. In addition, the 16-speed automatic transmission on the 420 PS versions lightens your load. This provides a more efficient and safer transportation experience.

A UNIQUE DESIGN THAT GOES THE EXTRA MILE

The Ford Trucks F-LINE Road Series places driver comfort at the forefront, with a cab designed for various road conditions and different loads.

The cabs are designed to suit different needs. Options with or without beds and with low or high roofs are available. In addition, the upgraded air conditioning system and standard in-cab heater for sleeper cabs give you comfort in cold weather.

The Ford Trucks F-LINE Road Series vehicles with 420 PS power have a suspension that optimizes load carrying conditions and offers a more comfortable driving experience.

Specially developed for carrying heavy loads, low chassis height Lowliner vehicle options are available with various engine and axle versions.

The liftable axle system prolongs tire life, while the automatic transmission simplifies gear shifting. The retarder ensures secure braking even when handling the heaviest loads.

The double passenger seat option is available for bedless cab vehicles specifically designed for daily work.



Automatic Transmission



The 420 PS vehicles come equipped with a 16-speed automatic transmission with separate drive modes for a balanced blend of economy and performance. Meanwhile, the 330 PS vehicles offer a 9-speed automatic transmission as an option. This feature helps the vehicle automatically select the most appropriate gear, maximizing both fuel economy and performance.

Air-conditioning



The improved climate control system (air-conditioning) is standard equipment on all vehicles, ensuring the driver's comfort by maintaining the ideal temperature in various weather conditions.

Steerable Rear Axle



The Steerable Rear Axle, available on our 9 L and 12.7 L vehicles with 6x2 axle configuration, enhances the driving experience by providing optimal maneuverability even on the narrowest streets.

In-Cab Heater



A dry-type supplementary heater is standard for sleeper cabs. With this system, you can enjoy the comfort of home at any time, even without starting the engine.

Rear Air Suspension



The rear air suspension has been specially developed for the 4x2 and 6x2 models. This suspension not only offers unparalleled driving comfort, but also enables safer transportation of sensitive loads.

Axle Lift Mechanism



On vehicles with the 6x2 and 8x2 axle configurations, the rear axle can optionally be raised when the vehicle is not loaded. This prevents unnecessary tire wear. When you stop the vehicle for loading, the tires are automatically lowered again thanks to the Auto-Drop feature.



CONSTRUCTION SERIES

The Ford Trucks F-LINE Construction Series stands out with its durability. The vehicle's durability is the key to success in challenging off-road conditions. All vehicles in the F-LINE Construction Series are specially designed and rigorously tested to adapt to demanding work sites.

With their reinforced chassis, these vehicles can carry even heavy loads with ease. The different axle ranges and robust chassis allow you to safely transport any load. Thanks to the suspension system, the vehicle offers a comfortable and secure ride in all terrain conditions.



Ergonomic Cab

Low-roof sleeper and day cab options are specifically designed to offer maximum visibility and driver comfort in different weather conditions.



Optimal Fuel Tank

Fuel tank options of 250, 315 and 350-liters are available with optimized volumes according to vehicle models.




Rear Suspension

A robust construction site suspension system that can adapt to any load and road condition.



All-Terrain Tires

13R 22.5, 315.80 R22.5 and 385/65R 22.5 heavy construction tires.



Front Axle Capacity

Up to 9 tons front axle capacity.

More Powerful

With up to 450 PS of engine power, it overcomes even the toughest off-road conditions.

High Payload Capacity

Up to 44-tons total vehicle capacity and low operating costs contribute to a more advantageous total ownership cost.

Less Steering Effort

An Electro-Hydraulic Power Assisted Steering System (EHPAS) for more comfortable steering with less effort.

PTO Options

Engine and transmission driven PTO options are available to match specific application requirements.

Reinforced Rear Axle

Rear axle with optimized final axle drive ratios and enhanced traction when carrying heavy loads.

IT CAN WITHSTAND ANY LOAD

The Ford Trucks F-LINE Construction Series vehicle's chassis has been developed through advanced computer analyses that guarantee durability for many years.

With a 10 mm 500 MPa steel chassis compatible with all utility/superstructure fittings, nothing can stand in your way.



Superior Ground Clearance

Get ready to be swept off your feet! With its superior ground clearance, the vehicle adapts to all kinds of challenging conditions.

Wide Steps

The wide steps make entry and exit to and from the cab very easy.

Utility/Superstructure Compatibility

Flexible options to easily adapt to the utility/superstructure option that suits your needs.

EHPAS

EHPAS technology is a steering enhancement system that combines hydraulic power assistance with electricity. This system adjusts the steering resistance depending on the speed of the vehicle, which leads to a smoother and more comfortable driving experience. When driving at low speeds, the steering becomes lighter, making it easier to park and maneuver. On the other hand, at higher speeds, the steering resistance increases, improving safety while driving.

FORD TRUCKS

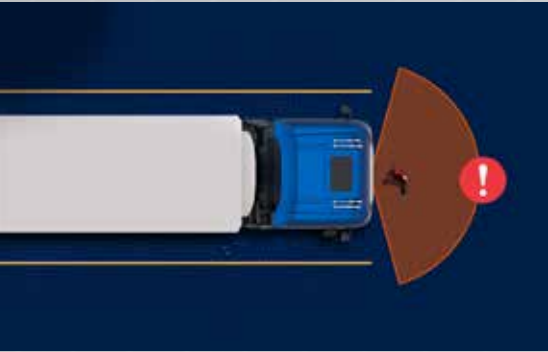
ADVANCED SAFETY TECHNOLOGIES

Advanced Driver Assistance Systems (ADAS) are active safety systems designed to eliminate human errors, which can distract drivers and increase the risk of accidents. ADAS improves driver performance by using advanced technologies to assist them while driving. They help prevent traffic accidents by minimizing driver errors.




BLIND SPOT INFORMATION SYSTEM

The Blind Spot Information System is a safety system that helps drivers avoid collisions with pedestrians, cyclists or other vehicles in their blind spots on the right-hand side. The Blind Spot Information System uses radar to detect objects in the driver's blind spot. The system covers an area that extends 10 meters from the front bumper and 16.5 meters from the rear. When a pedestrian, cyclist or vehicle is detected in the blind spot, the Blind Spot Information System notifies the driver with a visual and audible warning. Therefore, it helps to improve traffic safety by reducing driver errors and accident risks.



MOVING-OFF INFORMATION SYSTEM

The Moving-Off Information System is a safety system that is designed to warn drivers about pedestrians and cyclists within the area before driving off. Thanks to the radar sensor located at the front of the vehicle, the system detects the presence of pedestrians and cyclists in front of the vehicle and warns the driver with a visual and audible signal. This system works at low speeds between 0 and 15 km/h. The Moving-Off Information System is a valuable safety feature that can help to prevent accidents with pedestrians and cyclists. It is especially useful when pedestrians and cyclists are crossing the road.



TRAFFIC SIGN RECOGNITION

Traffic Sign Recognition is a vehicle safety system that uses technologies such as topographical data and cameras to help drivers maintain their speed limit. Traffic Sign Recognition uses GPS and the front camera to detect the current speed limit. It informs the driver of the current speed limit, which helps the driver stay within the speed limit. If the driver exceeds the maximum speed limit, the system warns the driver to reduce their speed. The system also detects traffic safety signs and traffic conditions and adjusts the driver's speed accordingly. For example, Traffic Sign Recognition can warn drivers to reduce speed while driving in a school zone.




LANE KEEPING ALERT

Lane Keeping Alert is a vehicle safety system that prevents the driver from moving out of their lane unintentionally. The system uses cameras to detect lane markings and edges of the road. If it detects the vehicle leaving the lane, it notifies the driver with a flashing warning light on the dashboard, as well as giving an audible warning. Lane Keeping Alert is activated at a minimum speed of 60 km/h.



ALCOHOL INTERLOCK FACILITATION

Alcohol Interlock Facilitation provides an infrastructure for the installation of a device that the driver is required to blow into before starting the vehicle. The purpose of an alcohol ignition interlock device is to help reduce alcohol-impaired driving.



EMERGENCY STOP SIGNAL

The Emergency Stop Signal is a safety feature that alerts other drivers when a vehicle suddenly brakes. The system forces the vehicle to activate its hazard lights. This makes it easier for other drivers to realize that the vehicle has slowed down or stopped due to an emergency. The Emergency Stop Signal is activated automatically at a minimum speed of 50 km/h.



DRIVER ALERT SYSTEM

Driver Alert System is a vehicle safety system that helps drivers avoid accidents by detecting their lack of sleep and loss of attention. Driver Alert System is activated at a minimum speed of 65 km/h. Driver Alert System uses a forward-facing camera to detect movements of steering and lane changes and alerts the driver. When the system detects signs of drowsiness or distraction, it notifies the driver with a warning message visible on the dashboard, accompanied by a warning sound.

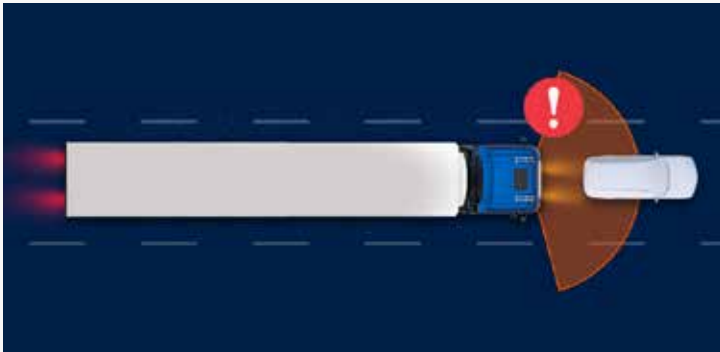


TIRE PRESSURE MONITORING SYSTEM

The Tire Pressure Monitoring System is a safety feature that monitors the vehicle's tire pressure. The system uses sensors to measure the pressure in each tire and transmits this information to the vehicle's computer. The system alerts the driver if tire pressure drops below a predetermined level. This system is designed to help drivers avoid accidents caused by tires. The Tire Pressure Monitoring System sensors are located in the tire valves and enable visual and audible warnings on the dashboard.

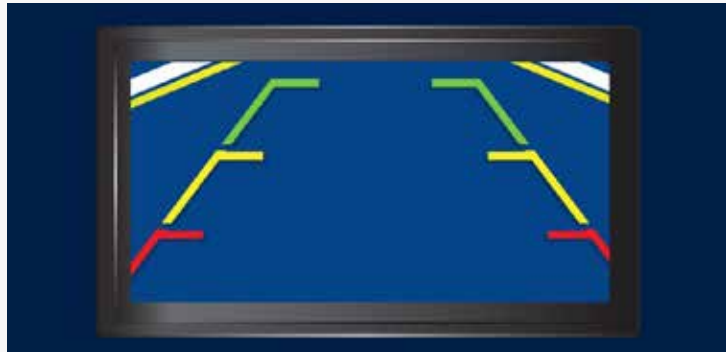
FORD TRUCKS

ADVANCED SAFETY TECHNOLOGIES



PRE-COLLISION ASSIST

Pre-Collision Assist uses sensors to detect potential collisions. It is used as a vehicle safety system that aims to prevent accidents or mitigate their effects by applying the brakes automatically. Pre-Collision Assist uses a combination of sensors such as radar sensors and cameras to detect any potential collisions. When the system detects a potential collision, it first sends a warning to the driver. If the driver does not take action to avoid the potential collision, the system automatically applies the brakes.



REAR VIEW CAMERA

Rear View Camera is a safety system that shows the objects behind the vehicle. It helps drivers become aware of any objects behind them and helps them take corrective measures to avoid a potential collision. The system works by utilizing the camera located at the rear of the vehicle. Rear View Camera is activated when the vehicle is shifted into reverse gear.



PRE-COLLISION ASSIST WITH PEDESTRIAN DETECTION

Pre-Collision Assist with Pedestrian Detection is a safety feature that automatically applies the brakes if the vehicle is about to collide with a pedestrian. The system uses a combination of radar and camera sensors to detect pedestrians in the vehicle's path. If the system detects a pedestrian, it warns the driver and automatically applies the brakes if the driver does not take action.

Pre-Collision Assist with Pedestrian Detection is designed to help prevent pedestrian and car collisions, which is one of the major causes of pedestrian fatalities. The system can be particularly useful in situations where the driver loses focus or gets distracted.



AUTO HIGH-BEAM HEADLAMPS

Auto High-Beam Headlamps is a safety feature that automatically switches between high and low beams while driving at night. The system uses a camera to detect the vehicles ahead and the oncoming traffic. If the system detects oncoming traffic or vehicles ahead, it automatically switches to low beams to avoid distracting other drivers.

Auto High-Beam Headlamps is designed to help improve night vision and reduce the risk of accidents. The system is particularly useful on roads with heavy traffic or low visibility.



INTELLIGENT ADAPTIVE CRUISE CONTROL WITH STOP & GO

Intelligent Adaptive Cruise Control with Stop & Go is a safety feature that automatically adjusts the vehicle's speed to maintain a safe following distance. Intelligent Adaptive Cruise Control with Stop & Go uses a combination of radar and cameras to detect the vehicle ahead. The radar sensors measure the reflection of radio waves, and the cameras analyze the image of the road to detect the presence of a vehicle ahead. If the vehicle ahead stops, the system stops the vehicle. It resumes following when the vehicle ahead starts moving.

Intelligent Adaptive Cruise Control with Stop & Go is designed to help prevent rear-end collisions, which is one of the major causes of accidents. This system can automatically brake and accelerate, especially in congested stop-and-go traffic, keeping the vehicle in its lane. The system maintains the distance from the vehicle ahead with distance timers that offer 4 different modes. Intelligent Adaptive Cruise Control with Stop & Go uses a flashing warning light on the dashboard to notify the driver.

FORD TRUCKS


ADVANCED SAFETY

TECHNOLOGIES

	TRACTOR	ROAD	CONSTRUCTION
Moving-Off Information System	S	S	S
Blind Spot Information System	S	S	S
Rear View Camera	S	S	S
Driver Alert System	S	S	S
Alcohol Interlock Facilitation	S	S	S
Traffic Sign Recognition	S	S	S
Lane Keeping Alert	S	S	S
Emergency Stop Signal	S	S	S
Tire Pressure Monitoring System	S	S	S
Pre-Collision Assist	S	S	NA
Pre-Collision Assist with Pedestrian Detection	O	O	NA
Auto High Beam Headlamps	O	O	NA
Intelligent Adaptive Cruise Control with Stop & Go*	O	O	NA

S: Standard
O: Optional
NA: Not Available

*Only available with 16-speed Automatic Transmission.



CONNECTTRUCK

EASY ACCESS TO ALL DETAILS ABOUT YOUR BUSINESS

ConnecTruck system that allows you to access all information regarding F-LINE. With ConnecTruck, you can remotely connect to your vehicle to get location, fuel status and performance information any time.



MY FORD TRUCKS MOBILE APPLICATION

- The new F-MAX, Ford Trucks' largest vehicle, can fit inside your pocket! The My Ford Trucks mobile app means that all the data about your vehicle is at your fingertips.
- The application allows you to access vehicle and maintenance data, establish the whereabouts of any of your vehicles, provides you with remote diagnosis information.



REMOTE TACHOGRAPH DOWNLOAD

- With ConnecTruck, you can easily download and store your tachograph data remotely from Ford Trucks application and our Web Portal according to regulations. With this data you will be able to visualize of drivers daily and weekly trips.



REMOTE CONTROL

- While controlling your F-MAX remotely with My Ford Trucks mobile application, the comfort of the drivers is at the highest level with 7 different control features. You can experience the features from locking the doors to the control of interior lightning with mobile application.



MAXCRUISE

- Analyses road type and conditions, automatically adjusts speed changes.
- Improves the fuel consumption of the new F-MAX with its smart software.



DATA-BASED DRIVER DEVELOPMENT

- Even the best drivers sometimes need assistance on the road. That's where Ford Trucks is always by your side! Analyzing the usage data of your vehicles, it creates a customized training plan for you and achieves fuel savings of up to 10%.



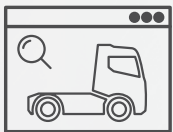
CLOUD COMPUTING TECHNOLOGY

- Safely records all the data about the new F-MAX and analyses it when needed
- Prepares a data table from all the recorded information and provides personalised solutions



DRIVING REPORTS

- Every F-MAX owner wants to see the retrospective driving data of their vehicles. It is easy to access this data with ConnecTruck. You can access daily or hourly retrospective data of your F-MAX via mobile application or web portal and keep your vehicles under control at any time.



CONNECTRUCK GLOBAL WEBSITE

- With ConnecTruck's website, it is now easier to track your F-MAXs and access more than 30 different vehicle data. As a new channel different from the mobile application, you can also experience ConnecTruck through the browsers of your computers or mobile devices. In addition, the general view of your fleet along with the retspective route of your vehicle is only one click away with the web portal.



OVER THE AIR SOFTWARE UPDATE

- Your vehicle's performance is constantly monitored and improved. Therefore, you can continue your journey with the latest version without the need to visit the service center for software updates.



DRIVE ASSIST AND DRIVE EVALUTION TECHNOLOGIES

- The drive assist feature ensures fuel economy
- Analyses driver profile and offers continuous tips to improve your comfort
- Calculates a performance score based on numerous parameters

COLOURS - F-LINE

OPAQUE COLOURS

FROZEN WHITE



FORD COLOR CODE: 7VTAWWA

ZINC YELLOW



RAL 1018

CHROME YELLOW



RAL 1007

DEEP ORANGE



RAL 2011

FLAME RED



RAL 3000

RACE RED



FORD COLOR CODE: BRQAWWA

SKY BLUE



RAL 5015

DARK BLUE (GENTIAN BLUE)



RAL 5010

OPAL GREEN



RAL 6026

SQUIRREL GREY



RAL 7000

GREY MATTER



FORD COLOR CODE: FN5AWWA

METALLIC COLOURS

METAL BLUE



FORD COLOR CODE: JCREWHA

PEARL GREEN



RAL 6035

MOONDUST SILVER



FORD COLOR CODE: ZJNCWWA

ORANGE GLOW



FORD COLOR CODE: JE4EWHA

METROPOLIS WHITE



FORD COLOR CODE: KWREWHA





AGATE BLACK



FORD COLOR CODE: KBXEWHA



Sharing the load

 /FordTrucksInternational  /FordTrucksInternational  /FordTrucksInternational  /fordtrucksinternational

www.fordtrucksglobal.com