



Technical Features

F-LINE 6x2 Road Series



Sharing the load

Standard and Optional Features

September 2024

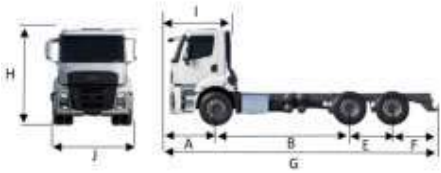
Standard and Optional Features	2533			2633			2642T
	Day Cab	Low Roof Sleeper Cab	High Roof Sleeper Cab	Day Cab	Low Roof Sleeper Cab	High Roof Sleeper Cab	High Roof Sleeper Cab
Safety & Technology							
Pre-Collision Assist	•	•	•	•	•	•	•
Lane Keeping Alert (LDWS)	•	•	•	•	•	•	•
Electronic Stability Program (ESP)	•	•	•	•	•	•	•
Driver Alert System	•	•	•	•	•	•	•
Moving-off Information System (MOIS)	•	•	•	•	•	•	•
Rear View Camera	•	•	•	•	•	•	•
Blind Spot Information System (BLIS)	•	•	•	•	•	•	•
Alcohol Interlock Facilitation	•	•	•	•	•	•	•
Traffic Sign Recognition	•	•	•	•	•	•	•
Emergency Stop Signal	•	•	•	•	•	•	•
Tire Pressure Monitoring System (TPMS)	•	•	•	•	•	•	•
Auto High Beam Headlamps	○	○	○	○	○	○	○
Pre-Collision Assist with Pedestrian Detection	○	○	○	○	○	○	○
Intelligent Adaptive Cruise Control with Stop & Go (iACC)	-	-	-	-	-	-	○
Electronic Brake System with ABS & ATC (EBS)	•	•	•	•	•	•	•
Retarder	-	-	-	-	-	-	○
Diferential Lock	•	•	•	•	•	•	•
Interior							
Multimedia System with 9" Touch Screen (DAB Radio, Bluetooth, USB (A Type - C Type), Apple CarPlay, Android Auto, Remote Control)	•	•	•	•	•	•	•
Navigation	○	○	○	○	○	○	○
Improved Sound and Heat Insulation	•	•	•	•	•	•	•
Air Conditioning	•	•	•	•	•	•	•
Dry & Wet Type Cab Heater	-	○	○	-	○	○	○
Dry Type Cab Heater	-	•	•	-	•	•	•
Wet Type Cab Heater	○	○	○	○	○	○	○
Dual Passenger Seat	○	-	-	○	-	-	-
Driver Seat Armrest	○	•	•	○	•	•	•
Axle Load Measurement Device	•	•	•	•	•	•	•
Adjustable Steering Wheel	•	•	•	•	•	•	•
Driver Seatbelt Warning System	•	•	•	•	•	•	•
Double Bed and Upper Storage Area	-	○	○	-	○	○	○
Single Bed (Without Upper Storage Areas)	-	•	•	-	•	•	•
Power Windows & Remote Height Adjustment	•	•	•	•	•	•	•
Side Window Dimmings	•	•	•	•	•	•	•
Bed Side Remote Control System	-	•	•	-	•	•	•
Interior Lighting with Reading and Night Light Functions	-	•	•	-	•	•	•
Multi-Function Remote Control Key, 2 pieces	•	•	•	•	•	•	•

Standard and Optional Features	2533			2633			2642T
	Day Cab	Low Roof Sleeper Cab	High Roof Sleeper Cab	Day Cab	Low Roof Sleeper Cab	High Roof Sleeper Cab	High Roof Sleeper Cab
Heated and Electrically Controlled Side Mirrors	●	●	●	●	●	●	●
200L Aluminum Fuel Tank (Right Side)	○	○	○	-	-	-	○
550L Aluminum Fuel Tank (Right Side)	-	●	●	-	○	○	○
Spoiler & Side Extender	-	-	○	-	-	○	●
Side Skirt	-	-	-	-	-	-	-
4250 mm Wheelbase	●	-	-	●	-	-	-
4750 mm Wheelbase	○	●	●	○	●	●	●
5200 mm Wheelbase	-	-	-	-	-	-	○
5500 mm Wheelbase	-	○	○	○	○	○	○
7 Ton Front Axle Capacity	○	○	○	-	-	-	●
7,5 Ton Front Axle Capacity	●	●	●	●	●	●	○
8 Ton Front Axle Capacity	○	○	○	○	○	○	○
315/60 R 22,5 Tire	○	○	○	○	○	○	○
315/70 R 22,5 Tire	○	○	○	●	●	●	○
315/80 R 22,5 Tire	●	●	●	○	○	○	●
4,11 FDR	●	●	●	●	○	○	-
4,375 FDR	○	○	○	○	●	●	-
4,63 FDR	○	○	○	-	-	-	-
3,7 FDR	-	-	-	○	●	●	-
2,47 FDR	-	-	-	-	-	-	○
Rear Steerable Axle	-	-	-	○	○	○	○
XSS-510 Rear Axle	-	-	-	○	○	○	-
Vertical Exhaust	-	-	-	○	○	○	-
Engine PTO	○	○	○	○	○	○	○
Twin PTO (Low and High Ratio)	○	○	○	○	○	○	○
NH1B Transmission PTO	○	○	○	○	○	○	○
NH1C Transmission PTO	○	○	○	○	○	○	○
NH4B Transmission PTO	○	○	○	○	○	○	○
NH4C Transmission PTO	○	○	○	○	○	○	○
Hydraulic Cab Tilting	●	●	●	●	●	●	●
Electrically Operated Cab Tilting	○	○	○	○	○	○	○
FL, EX/II, OX & AT classification ADR Package	○	○	○	○	○	○	○
Residual Collection Pack	○	○	○	○	○	○	-
Special Residual Collection Pack	-	-	-	○	○	○	-
Without Front Spare Tire	○	○	○	○	○	○	○
Front Spare Tire / Rim	●	●	●	●	●	●	●
LED Headlamps	○	○	○	○	○	○	○
Halogen Headlamps	●	●	●	●	●	●	●
Rain Sensor & Autolamps	○	○	○	○	○	○	○
Adaptive Cruise Control (ACC)	-	-	-	-	-	-	○
225 aH Battery	●	●	●	●	●	●	●
Full Trailer - O2 (up to 3,5T towing capability)	○	○	○	-	-	-	○


Standard and Optional Features	2533			2633			2642T
	Day Cab	Low Roof Sleeper Cab	High Roof Sleeper Cab	Day Cab	Low Roof Sleeper Cab	High Roof Sleeper Cab	High Roof Sleeper Cab
Full Trailer - O3 (up to 10T towing capability)	○	○	○	-	-	-	-
Full Trailer - O4 (more than 10T towing capability)	-	-	-	-	-	-	●
Air Brake Compressor (Double Cylinder)	○	○	○	○	○	○	-
Switchable Air Brake Compressor	-	-	-	-	-	-	●
Smart Tachograph	●	●	●	●	●	●	●
Medium Bumper	●	●	●	●	●	●	●
Air Cab Suspension	-	-	-	-	-	-	●
Cold Pack	○	○	○	○	○	○	○
Rear Towing Hooks	○	○	○	-	-	-	-
Front Towing Hooks	○	○	○	○	○	○	○
Beacon Lamp	○	○	○	-	-	-	-
Double Roof Beacon Lamp (Passenger Side Lamp & Driver Side Infrastructure)	○	○	○	○	○	○	-

● Standard ○ Optional

3233S & 3242S




2533 /2633 LRSC



2642T HR



2533 / 2633 HRSC



Dimensions (mm)	2533			2633			2642T
	Day Cab	Low Roof Sleeper Cab	High Roof Sleeper Cab	Day Cab	Low Roof Sleeper Cab	High Roof Sleeper Cab	High Roof Sleeper Cab
Wheelbase (B)	4250	4750	4750	4250	4750	4750	4750
Overall Length (G)	8888	9895	9918	9383	9895	9919	9919
Front Overhang (A)	1450	1450	1450	1450	1450	1450	1450
Rear Overhang (F)	1813	2375	2375	2343	2375	2346	2346
Distance Between 1st and 2nd Wheel Centers (B)	4242	4750	4743	4240	4750	4741	4741
Distance Between 2nd and 3th Wheel Centers (E)	1318	1320	1320	1350	1320	1350	1350
Overall Vehicle Width (Excluding Mirrors) (J)	2540	2540	2540	2540	2540	2540	2540
Overall Cab Length (I)	1777	2260	2310	1777	2260	2310	2310
Total Vehicle Height (H)	3142	3136	3350	2992	3105	3874	3906
Turning Radius	10340	10950	10950	10130	10870	10870	10950

Weights (kg)		1st Axle	2nd Axle	3rd Axle	Total
2533 (Day Cab)	Technically Permissible Weight	7500	12000	8700	25000
	Kerb Weight	4753	2023	1353	8129
	Payload	2747	9977	7347	16871
	Regulatory Permissible Weight	7500	11500	8700	25000
2533 (Low Roof Sleeper Cab)	Technically Permissible Weight	7500	12000	8700	25000
	Kerb Weight	5036	1915	1542	8492
	Payload	2464	10085	7158	16508
	Regulatory Permissible Weight	7500	11500	8700	25000
2533 (High Roof Sleeper Cab)	Technically Permissible Weight	7500	12000	8700	25000
	Kerb Weight	5024	1939	1582	8545
	Payload	2476	10061	7118	16455
	Regulatory Permissible Weight	7500	11500	8700	25000
2633 (Day Cab)	Technically Permissible Weight	7500	11500	7500	26000
	Kerb Weight	4863	2151	1061	8074
	Payload	2637	9349	6439	17926
	Regulatory Permissible Weight	7500	11500	7500	26000
2633 (Low Roof Sleeper Cab)	Technically Permissible Weight	7500	11500	7500	26000
	Kerb Weight	4970	1886	1331	8186
	Payload	2530	9614	6169	17814
	Regulatory Permissible Weight	7500	11500	7500	26000
2633 (High Roof Sleeper Cab)	Technically Permissible Weight	7500	11500	7500	26000
	Kerb Weight	4958	1910	1371	8238
	Payload	2542	9590	6129	17762
	Regulatory Permissible Weight	7500	11500	7500	26000
2642T (High Roof Sleeper Cab)	Technically Permissible Weight	7100	11500	7500	26000
	Kerb Weight	5630	2001	1357	8988
	Payload	1470	9499	6143	17012
	Regulatory Permissible Weight	7100	11500	7500	26000

This leaflet includes products designed for Ford vehicles. It provides information about the current technical specifications and the standard or optional accessories available as of the date it was issued. Features of standard and optional accessories of the vehicles may be changed from time to time. For this reason, please consult our Authorized Dealers to obtain updated and accurate information on the features of the vehicle you wish to buy. For the aforementioned reason, this leaflet does not constitute an assurance as to the specifications listed herein. The images used in this leaflet may be different from the vehicles on sale. The technical specifications provided herein are for standard vehicles. Selection of any optional accessories might cause differences from these specifications.

